









































## 2 100m Backstroke Men Final

Official

Total

Rank	Competitor	Age	Club	RT	PTS	Result
1	 Alex Quach (V)	24	 Swimming New South Wales Aus	0.54		<b>51.25</b> Entry: 51.92 <span>-0.67</span>
	25m: 11.73 50m: 24.19 (12.46) 75m: 37.60 (13.41) 100m: 51.25 (13.65)					
1	 Jasper Cornish	19	 Coast Swimming Club	0.63		<b>52.52</b> Entry: 54.00 <span>-1.48</span>
	25m: 12.02 50m: 24.82 (12.80) 75m: 38.53 (13.71) 100m: 52.52 (13.99)					
2	 Alessandro Esposito	21	 Nga Tai Tuatea a Taraika Swimm	0.63		<b>54.18</b> Entry: 55.07 <span>-0.89</span>
	25m: 12.60 50m: 26.12 (13.52) 75m: 40.09 (13.97) 100m: 54.18 (14.09)					
3	 Daniel Williams (V)	19	 PADE Supersharkz Malaysia	0.58		<b>53.89</b> Entry: 54.39 <span>-0.50</span>
	25m: 12.88 50m: 26.47 (13.59) 75m: 40.22 (13.75) 100m: 53.89 (13.67)					
3	 TeRauroha Paki	15	 Northwave Swim Club	0.69		<b>55.01</b> Entry: 54.74 <span>+0.27</span>
	25m: 12.76 50m: 26.43 (13.67) 75m: 40.60 (14.17) 100m: 55.01 (14.41)					
6	 Bruce Shen	16	 Phoenix Aquatics	0.56		<b>55.04</b> Entry: 55.58 <span>-0.54</span>
	25m: 12.88 50m: 26.84 (13.96) 75m: 40.99 (14.15) 100m: 55.04 (14.05)					
7	 Samuel Poching	22	 North Shore Swimming Club	0.67		<b>55.11</b> Entry: 55.20 <span>-0.09</span>
	25m: 12.85 50m: 26.72 (13.87) 75m: 40.91 (14.19) 100m: 55.11 (14.20)					
8	 Ethan MacDonald	18	 Hamilton Aquatics	0.64		<b>55.22</b> Entry: 55.67 <span>-0.45</span>
	25m: 12.92 50m: 27.15 (14.23) 75m: 41.48 (14.33) 100m: 55.22 (13.74)					
9	 Harrison James	18	 Wharenui Swim Club	0.60		<b>55.92</b> Entry: 55.06 <span>+0.86</span>
	25m: 13.10 50m: 27.01 (13.91) 75m: 41.70 (14.69) 100m: 55.92 (14.22)					

10	 Luojingxi Chen	16	 Nga Tai Tuatea a Taraika Swimm	0.54	<b>56.52</b> Entry: 55.73 <b>+0.79</b>
	25m: 12.95 50m: 27.06 (14.11) 75m: 41.70 (14.64) 100m: 56.52 (14.82)				
11	 Noah Pronk (V)	19	 South Australia	0.61	<b>54.88</b> Entry: 56.39 <b>-1.51</b>
	25m: 13.08 50m: 26.76 (13.68) 75m: 40.98 (14.22) 100m: 54.88 (13.90)				
12	 Hans Haufe	17	 Northwave Swim Club	0.63	<b>56.54</b> Entry: 56.43 <b>+0.11</b>
	25m: 13.29 50m: 27.46 (14.17) 75m: 42.06 (14.60) 100m: 56.54 (14.48)				
13	 Hunter Lloyd	17	 Raumati Swimming Club	0.64	<b>56.72</b> Entry: 56.96 <b>-0.24</b>
	25m: 13.38 50m: 27.57 (14.19) 75m: 42.22 (14.65) 100m: 56.72 (14.50)				
14	 Jacob Humphries	16	 North Shore Swimming Club	0.64	<b>56.85</b> Entry: 57.01 <b>-0.16</b>
	25m: 13.34 50m: 27.33 (13.99) 75m: 42.00 (14.67) 100m: 56.85 (14.85)				
15	 John Quirk	22	 North Shore Swimming Club	0.63	<b>57.64</b> Entry: 57.71 <b>-0.07</b>
	25m: 13.39 50m: 27.55 (14.16) 75m: 42.54 (14.99) 100m: 57.64 (15.10)				
16	 Kase Glintmeyer	14	 Coast Swimming Club	0.60	<b>57.79</b> Entry: 57.81 <b>-0.02</b>
	25m: 13.56 50m: 28.02 (14.46) 75m: 42.93 (14.91) 100m: 57.79 (14.86)				
17	 Lucas Perceval	18	 Central Hawkes Bay Swimming	0.60	<b>57.86</b> Entry: 56.64 <b>+1.22</b>
	25m: 13.32 50m: 27.70 (14.38) 75m: 42.98 (15.28) 100m: 57.86 (14.88)				
18	 Vincent Downs-Honey	26	 Club 37	0.54	<b>58.22</b> Entry: 57.89 <b>+0.33</b>
	25m: 13.82 50m: 29.05 (15.23) 75m: 43.80 (14.75) 100m: 58.22 (14.42)				
19	 William Delamare	17	 Coast Swimming Club	0.62	<b>58.32</b> Entry: 57.66 <b>+0.66</b>
	25m: 13.35 50m: 28.03 (14.68) 75m: 43.67 (15.64) 100m: 58.32 (14.65)				
20	 Ryan Hewertson	16	 North Shore Swimming Club	0.63	<b>57.62</b> Entry: 57.90 <b>-0.28</b>
	25m: 13.64 50m: 27.91 (14.27) 75m: 42.85 (14.94) 100m: 57.62 (14.77)				

21	 Tyson Lynch	17	 Wharenui Swim Club	0.55	<b>57.84</b> Entry: 58.33 -0.49
	25m: 13.67 50m: 28.26 (14.59) 75m: 43.18 (14.92) 100m: 57.84 (14.66)				
22	 Isaac Allan (V)	15	 Immanuel Piranhas SA	0.62	<b>57.97</b> Entry: 57.97
	25m: 13.57 50m: 27.91 (14.34) 75m: 42.91 (15.00) 100m: 57.97 (15.06)				
23	 Caign Boonen	17	 St Paul's Swimming Club	0.58	<b>58.00</b> Entry: 58.66 -0.66
	25m: 13.77 50m: 28.43 (14.66) 75m: 43.31 (14.88) 100m: 58.00 (14.69)				
24	 Ethan Cone	20	 Jasi Swim Club	0.69	<b>58.45</b> Entry: 58.73 -0.28
	25m: 13.67 50m: 28.06 (14.39) 75m: 43.20 (15.14) 100m: 58.45 (15.25)				
25	 Mitchell Lourey (V)	18	 UWA-West Coast Swimming Club	0.62	<b>58.52</b> Entry: 58.86 -0.34
	25m: 13.83 50m: 28.66 (14.83) 75m: 43.65 (14.99) 100m: 58.52 (14.87)				
26	 Declan Broadfoot	15	 Pirates Swim Team	0.68	<b>58.55</b> Entry: 58.46 +0.09
	25m: 13.67 50m: 28.12 (14.45) 75m: 43.35 (15.23) 100m: 58.55 (15.20)				
27	 Luca Graham	17	 Vikings Swim Club Inc	0.60	<b>58.80</b> Entry: 58.93 -0.13
	25m: 13.49 50m: 28.04 (14.55) 75m: 43.45 (15.41) 100m: 58.80 (15.35)				
28	 Jayden Lee	14	 Wharenui Swim Club	0.57	<b>59.08</b> Entry: 58.50 +0.58
	25m: 13.89 50m: 28.76 (14.87) 75m: 44.03 (15.27) 100m: 59.08 (15.05)				
29	 Jack McPhail	15	 Tawa Swimming Club	0.58	<b>59.62</b> Entry: 58.76 +0.86
	25m: 13.64 50m: 28.49 (14.85) 75m: 44.04 (15.55) 100m: 59.62 (15.58)				
-	 Yeenok Zhang	17	 Phoenix Aquatics	0.56	<b>DSQ</b>